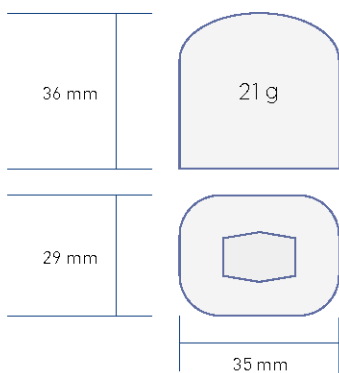




HOLLOW CUBES SDE SERIES



SDE SERIES

TECHNICAL FEATURES

- Stainless steel bodywork - scotch brite
- Air or water cooled
- Vertical pump
- Main switch (ON-OFF)
- Built-in cleaning system
- Easily accessible components
- Low power and water consumption
- Optimum ratio between machine production and bin capacity
- Reduced dimensions
- Double defrosting system
- Refrigerant R 134a or R404A

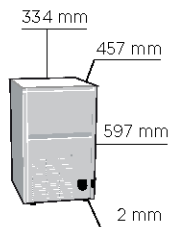




SDE 24



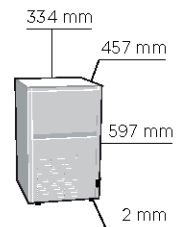
Production kg/24h:	Air cooled	24
	Water cooled	22,5
Bin capacity kg:		6



SDE 30



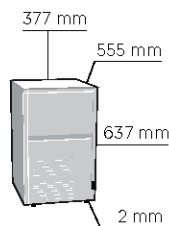
Production kg/24h:	Air cooled	30
	Water cooled	28
Bin capacity kg:		6



SDE 34



Production kg/24h:	Air cooled	32
	Water cooled	28
Bin capacity kg:		10

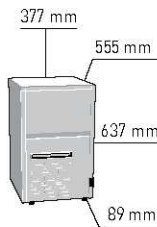




SDE 40



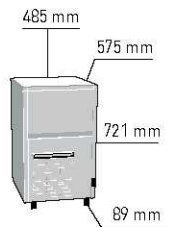
Production kg/24h:	Air cooled	38
	Water cooled	36
Bin capacity kg:		12



SDE 50



Production kg/24h:	Air cooled	47
	Water cooled	45
Bin capacity kg:		17



SDE 64



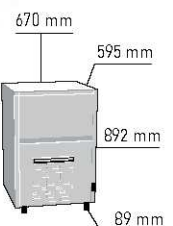
Production kg/24h:	Air cooled	63
	Water cooled	60
Bin capacity kg:		20



SDE 84



Production kg/24h:	Air cooled	82
	Water cooled	90
Bin capacity kg:		30

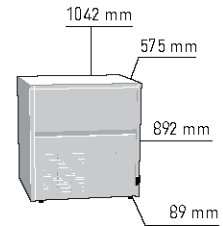




SDE 170



Production kg/24h:	Air cooled	165
	Water cooled	171
Bin capacity kg:		50



SDE 220



Production kg/24h:	Air cooled	215
	Water cooled	215
Bin capacity kg:		68

