

**Electrical Baking Oven**  
~ 1 Deck



Model	<b>BJY-E3KW-1BD</b>
Capacity (Kg/hr)	10
Temperature range (°C)	20 - 300°C
Rated Input Power (W)	3000
Voltage (V)	220 - 240V / 1
Frequency (Hz)	50 / 60
No. of Baking Tray	1
Weight (kg)	41
Inner Dimension / Deck (mm)	650 x 530 x 180
Machine Dimension (mm)	920 x 700 x 410
Packing Dimension (mm)	980 x 740 x 450

**Electrical Baking Oven**  
~ 1 Deck



Model	<b>BJY-E3KW-1PRM</b>
Capacity (Kg/hr)	10
Temperature range (°C)	20 - 400°C
Rated Input Power (W)	3000
Voltage (V)	220 - 240V / 1
Frequency (Hz)	50 / 60
No. of Baking Tray	1
Weight (kg)	45
Inner Dimension / Deck (mm)	670 x 470 x 180
Machine Dimension (mm)	990 x 660 x 435
Packing Dimension (mm)	1060 x 700 x 490

**Electrical Baking Oven**  
~ 1 Deck



Model	<b>BJY-E6KW-1BD</b>
Capacity (Kg/hr)	20
Temperature range (°C)	20 - 300°C
Rated Input Power (W)	6600
Voltage (V)	220 - 240V / 1
Frequency (Hz)	50 / 60
No. of Baking Tray	2
Weight (kg)	85
Inner Dimension / Deck (mm)	870 x 670 x 200
Machine Dimension (mm)	1250 x 845 x 615
Packing Dimension (mm)	1310 x 905 x 655
<small>* Isolator 35A/1 phase required</small>	

**Electrical Baking Oven**  
~ 1 Deck



Model	<b>BJY-E6KW-1PRM</b>
Capacity (Kg/hr)	20
Temperature range (°C)	20 - 400°C
Rated Input Power (W)	6600
Voltage (V)	220 - 240V / 1
Frequency (Hz)	50 / 60
No. of Baking Tray	2
Weight (kg)	78
Inner Dimension / Deck (mm)	870 x 670 x 220
Machine Dimension (mm)	1280 x 875 x 575
Packing Dimension (mm)	1360 x 910 x 560
<small>* Isolator 35A/1 phase required</small>	

**Electrical Baking Oven**  
~ 2 Deck



Model	<b>BJY-E13KW-2BD</b>
Capacity (Kg/hr)	40
Temperature range (°C)	20 - 300°C
Rated Input Power (W)	13200
Voltage (V)	380 - 415V / 3
Frequency (Hz)	50 / 60
No. of Baking Tray	4
Weight (kg)	150
Inner Dimension / Deck (mm)	870 x 670 x 200
Machine Dimension (mm)	1250 x 845 x 1200
Packing Dimension (mm)	1310 x 905 x 1260

**Electrical Baking Oven**  
~ 2 Deck



Model	<b>BJY-E13KW-2PRM</b>
Capacity (Kg/hr)	40
Temperature range (°C)	20 - 400°C
Rated Input Power (W)	13200
Voltage (V)	380 - 415V / 3
Frequency (Hz)	50 / 60
No. of Baking Tray	4
Weight (kg)	149
Inner Dimension / Deck (mm)	870 x 670 x 220
Machine Dimension (mm)	1280 x 875 x 1245
Packing Dimension (mm)	1360 x 910 x 1310

**Electrical Baking Oven**  
~ 3 Deck



Model	<b>BJY-E20KW-3BD</b>
Capacity (Kg/hr)	60
Temperature range (°C)	20 - 300°C
Rated Input Power (W)	19800
Voltage (V)	380 - 415V / 3
Frequency (Hz)	50 / 60
No. of Baking Tray	6
Weight (kg)	200
Inner Dimension / Deck (mm)	870 x 670 x 200
Machine Dimension (mm)	1250 x 845 x 1615
Packing Dimension (mm)	1310 x 905 x 1655

**Electrical Baking Oven**  
~ 3 Deck



Model	<b>BJY-E20KW-3PRM</b>
Capacity (Kg/hr)	60
Temperature range (°C)	20 - 400°C
Rated Input Power (W)	19800
Voltage (V)	380 - 415V / 3
Frequency (Hz)	50 / 60
No. of Baking Tray	6
Weight (kg)	200
Inner Dimension / Deck (mm)	870 x 670 x 220
Machine Dimension (mm)	1280 x 875 x 1640
Packing Dimension (mm)	1360 x 910 x 1670

**Electrical Baking Oven**  
~ 3 Deck




Model	<b>BJY-E25KW-3BD</b>
Capacity (Kg/hr)	90
Temperature range (°C)	20 - 300°C
Rated Input Power (W)	25200
Voltage (V)	380 - 415V / 3
Frequency (Hz)	50 / 60
No. of Baking Tray	9
Weight (kg)	280
Inner Dimension / Deck (mm)	1290 x 670 x 200
Machine Dimension (mm)	1670 x 845 x 1640
Packing Dimension (mm)	1730 x 905 x 1680

**Electrical Baking Oven**  
~ 3 Deck




Model	<b>BJY-E25KW-3PRM</b>
Capacity (Kg/hr)	90
Temperature range (°C)	20 - 400°C
Rated Input Power (W)	24000
Voltage (V)	380 - 415V / 3
Frequency (Hz)	50 / 60
No. of Baking Tray	9
Weight (kg)	275
Inner Dimension / Deck (mm)	1290 x 670 x 220
Machine Dimension (mm)	1700 x 875 x 1640
Packing Dimension (mm)	1780 x 910 x 1650




**Gas Heated Baking Oven ~ 1 Deck**

Model	<b>BJY-G30-1BD</b>
Capacity (Kg/hr)	10
Thermal Load (MJ/h)	40
Pressure (kpa)	2.8
Gas Consumption (kg/h)	0.24
Voltage (V)	220 - 240 / 1
Frequency (Hz)	50 / 60
Wattage (W)	48
Thermostat (°C)	20 - 300°C
No. of Baking Tray	1
Weight (kg)	70
Inner Dimension / Deck (mm)	650 x 570 x 180
Machine Dimension (mm)	1000 x 740 x 550
Packing Dimension (mm)	1060 x 800 x 590




**Gas Heated Baking Oven ~ 1 Deck**

Model	<b>BJY-G30-1PRM</b>
Capacity (Kg/hr)	10
Thermal Load (MJ/h)	16
Pressure (kpa)	2.8
Gas Consumption (kg/h)	0.2
Voltage (V)	220 - 240 / 1
Frequency (Hz)	50 / 60
Wattage (W)	100
Thermostat (°C)	20 - 400°C
No. of Baking Tray	1
Weight (kg)	85
Inner Dimension / Deck (mm)	670 x 470 x 180
Machine Dimension (mm)	1030 x 650 x 530
Packing Dimension (mm)	1110 x 700 x 530




**Gas Heated Baking Oven ~ 1 Deck**

Model	<b>BJY-G60-1BD</b>
Capacity (Kg/hr)	20
Thermal Load (MJ/h)	60
Pressure (kpa)	2.8
Gas Consumption (kg/h)	0.3
Voltage (V)	220 - 240 / 1
Frequency (Hz)	50 / 60
Wattage (W)	60
Thermostat (°C)	20 - 300°C
No. of Baking Tray	2
Weight (kg)	135
Inner Dimension / Deck (mm)	890 x 690 x 200
Machine Dimension (mm)	1340 x 900 x 660
Packing Dimension (mm)	1400 x 960 x 700




**Gas Heated Baking Oven ~ 1 Deck**

Model	<b>BJY-G60-1PRM</b>
Capacity (Kg/hr)	20
Thermal Load (MJ/h)	30
Pressure (kpa)	2.8
Gas Consumption (kg/h)	0.3
Voltage (V)	220 - 240 / 1
Frequency (Hz)	50 / 60
Wattage (W)	100
Thermostat (°C)	20 - 400°C
No. of Baking Tray	2
Weight (kg)	115
Inner Dimension / Deck (mm)	910 x 715 x 230
Machine Dimension (mm)	1340 x 975 x 700
Packing Dimension (mm)	1420 x 990 x 640




**Gas Heated Baking Oven ~ 2 Deck**

Model	<b>BJY-G120-2BD</b>
Capacity (Kg/hr)	30
Thermal Load (MJ/h)	120
Pressure (kpa)	2.8
Gas Consumption (kg/h)	0.6
Voltage (V)	220 - 240 / 1
Frequency (Hz)	50 / 60
Wattage (W)	120
Thermostat (°C)	20 - 300°C
No. of Baking Tray	4
Weight (kg)	250
Inner Dimension / Deck (mm)	890 x 690 x 200
Machine Dimension (mm)	1340 x 900 x 1420
Packing Dimension (mm)	1400 x 960 x 1420




**Gas Heated Baking Oven ~ 2 Deck**

Model	<b>BJY-G120-2PRM</b>
Capacity (Kg/hr)	40
Thermal Load (MJ/h)	60
Pressure (kpa)	2.8
Gas Consumption (kg/h)	0.6
Voltage (V)	220 - 240 / 1
Frequency (Hz)	50 / 60
Wattage (W)	200
Thermostat (°C)	20 - 400°C
No. of Baking Tray	4
Weight (kg)	210
Inner Dimension / Deck (mm)	910 x 715 x 230
Machine Dimension (mm)	1340 x 990 x 1357
Packing Dimension (mm)	1420 x 990 x 1300




**Gas Heated Baking Oven ~ 3 Deck**

Model	<b>BJY-G180-3BD</b>
Capacity (Kg/hr)	60
Thermal Load (MJ/h)	180
Pressure (kpa)	2.8
Gas Consumption (kg/h)	0.9
Voltage (V)	220 - 240 / 1
Frequency (Hz)	50 / 60
Wattage (W)	180
Thermostat (°C)	20 - 300°C
No. of Baking Tray	6
Weight (kg)	370
Inner Dimension / Deck (mm)	890 x 690 x 200
Machine Dimension (mm)	1340 x 900 x 1800
Packing Dimension (mm)	1400 x 960 x 1820




**Gas Heated Baking Oven ~ 3 Deck**

Model	<b>BJY-G180-3PRM</b>
Capacity (Kg/hr)	60
Thermal Load (MJ/h)	90
Pressure (kpa)	2.8
Gas Consumption (kg/h)	0.9
Voltage (V)	220 - 240 / 1
Frequency (Hz)	50 / 60
Wattage (W)	300
Thermostat (°C)	20 - 400°C
No. of Baking Tray	6
Weight (kg)	285
Inner Dimension / Deck (mm)	910 x 715 x 230
Machine Dimension (mm)	1340 x 990 x 1777
Packing Dimension (mm)	1420 x 990 x 1700



**Gas Heated Baking Oven ~ 3 Deck**

Model	<b>BJY-G270-3BD</b>
Capacity (Kg/hr)	90
Thermal Load (MJ/h)	210
Pressure (kpa)	2.8
Gas Consumption (kg/h)	1.3
Voltage (V)	220 - 240 / 1
Frequency (Hz)	50 / 60
Wattage (W)	210
Thermostat (°C)	20 - 300°C
No. of Baking Tray	9
Weight (kg)	470
Inner Dimension / Deck (mm)	1310 x 690 x 200
Machine Dimension (mm)	1760 x 900 x 1800
Packing Dimension (mm)	1820 x 960 x 1840



**Gas Heated Baking Oven ~ 3 Deck**

Model	<b>BJY-G270-3PRM</b>
Capacity (Kg/hr)	90
Thermal Load (MJ/h)	130
Pressure (kpa)	2.8
Gas Consumption (kg/h)	1.2
Voltage (V)	220 - 240 / 1
Frequency (Hz)	50 / 60
Wattage (W)	300
Thermostat (°C)	20 - 400°C
No. of Baking Tray	9
Weight (kg)	390
Inner Dimension / Deck (mm)	1330 x 715 x 230
Machine Dimension (mm)	1760 x 990 x 1777
Packing Dimension (mm)	1830 x 990 x 1700

### Electrical Baking Oven



Model	<b>BJY-3B6P-E</b>
Voltage / Phase (V/Ph)	380 - 415 / 3
Frequency (Hz)	50 / 60
Input Power (W)	22500
Net Wattage (W)	423
Machine Dimension (mm)	1255 x 1165 x 1730
Packing Dimension (mm)	1360 x 1285 x 1885

- \* With Timer
- \* With Steam
- \* With Ceramic Base
- \* Without Baking Tray

### Electrical Baking Oven



Model	<b>BJY-3B12P-E</b>
Voltage / Phase (V/Ph)	380 - 415 / 3
Frequency (Hz)	50 / 60
Input Power (W)	34200
Net Wattage (W)	588
Machine Dimension (mm)	1615 x 1275 x 1730
Packing Dimension (mm)	1707 x 1390 x 1885

- \* With Timer
- \* With Steam
- \* With Ceramic Base
- \* Without Baking Tray

### 1 Deck Gas Baking Oven + 12 Pans Proofer



Model	<b>BJY-1B+12PF-G</b>
Thermal Load (MJ/h)	60
Voltage / Phase (V/Ph)	220 - 240 / 1
Frequency (Hz)	50 / 60
Input Power (W)	1660
Net Wattage (W)	202
Machine Dimension (mm)	1310 x 960 x 1459
Packing Dimension (mm)	1410 x 1050 x 1660

- \* With Timer
- \* With Ceramic Base
- \* Without Baking Tray

### 2 Decks Gas Baking Oven + 8 Pans Proofer



Model	<b>BJY-2B+8PF-G</b>
Thermal Load (MJ/h)	120
Voltage / Phase (V/Ph)	220 - 240 / 1
Frequency (Hz)	50 / 60
Input Power (W)	1720
Net Wattage (W)	282
Machine Dimension (mm)	1310 x 960 x 1810
Packing Dimension (mm)	1410 x 1050 x 1970

- \* With Timer
- \* With Ceramic Base
- \* Without Baking Tray

### 2 Decks Electrical Baking Oven + 8 Pans Proofer



Model	<b>BJY-2B+8PF-E</b>
Voltage / Phase (V/Ph)	380 - 415 / 3
Frequency (Hz)	50 / 60
Input Power (W)	16200
Net Wattage (W)	336
Machine Dimension (mm)	1225 x 1100 x 1615
Packing Dimension (mm)	1360 x 1190 x 1790

- \* With Timer
- \* With Steam
- \* With Ceramic Base
- \* Without Baking Tray

### 2 Decks Electrical Baking Oven + 16 Pans Proofer



Model	<b>BJY-2B+16PF-E</b>
Voltage / Phase (V/Ph)	380 - 415 / 3
Frequency (Hz)	50 / 60
Input Power (W)	25600
Net Wattage (W)	475
Machine Dimension (mm)	1625 x 1300 x 1650
Packing Dimension (mm)	1710 x 1390 x 1800

- \* With Timer
- \* With Steam
- \* With Ceramic Base
- \* Without Baking Tray