


# Stainless Steel Electrical Corn Steamer

 ECS 46SSC



Side View

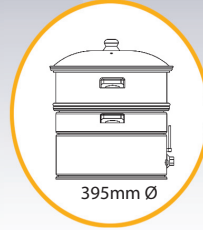


Front View

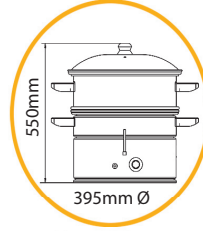


- Elegant design.
- Polished stainless steel body, welded construction which ensures a long service life under all types of operating environments.
- Durable sight tube for safety.
- Thermostatically controlled.
- Insulated handles.
- Stainless steel cover.

 ECS 63SSC



Side View



Front View

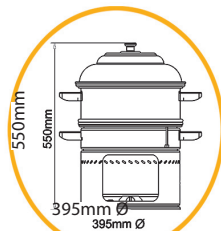


- Elegant design.
- Polished stainless steel body, welded construction which ensures a long service life under all types of operating environments.
- Durable sight tube for safety.
- Thermostatically controlled.
- Insulated handles.
- Stainless steel cover.

# Stainless Steel Gas Corn Steamer



Side View



Front View

 GCS 55SSC



- Elegant design.
- Polished stainless steel body, welded construction which ensures longer service life under all types of operating environment.
- Durable sight tube for safety.
- Insulated handles.
- Stainless steel cover.

Model	Capacity (Corns)	Fuel	Gas Consumption Btu/Hr (MJ/Hr)	Measurements (H x Ø) (mm)	Weight (kg)	Packing Dimension (mm)	Packing Volume (m <sup>3</sup> )
GCS 55SSC	20	Gas	16,500 (17.5)	550 x 395	11	410 x 410 x 500	0.08
Model	Capacity (Corns)	Fuel	Power (W)	Measurements (H x Ø) (mm)	Weight (kg)	Packing Dimension (mm)	Packing Volume (m <sup>3</sup> )
ECS 63SSC	20	Electricity	3000	550 x 395	7	410 x 410 x 500	0.08
ECS 46SSC	20	Electricity	3000	465 x 390	12	410 x 410 x 500	0.08