

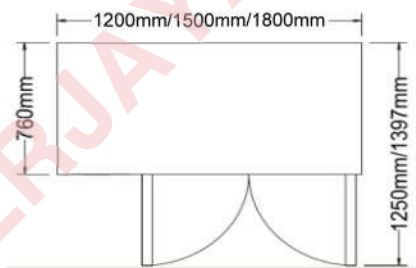
DUAL COUNTER CHILLER/FREEZER

- Ventilated System
- Magnetic Solid Door

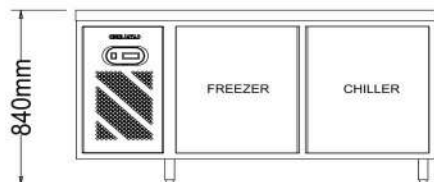


BS 2DCF4/Z
BS 2DCF5/Z
BS 2DCF6/Z

2 Door



Top View

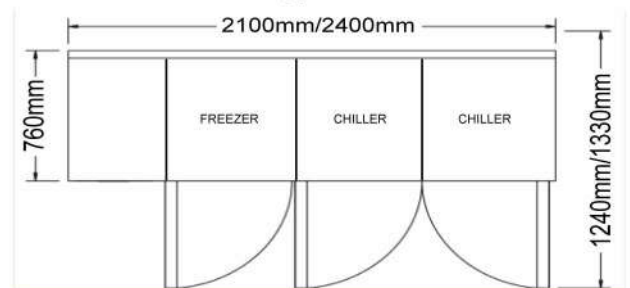


Front View

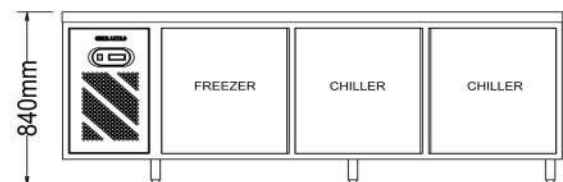


BS 3D2C1F7/Z
BS 3D2C1F8/Z

3 Door



Top View



Front View

HIGHLIGHTS

High-density Cyclo-isopentane Polyurethane

insulated body saves energy.

Insulated partition between

left freezer and right chiller compartment ensures temperature integrity of each product zone.

Automatic defrost system

saves energy consumption and provide shortest possible defrost cycle.

Minimum wattage heater

for body to avoid condensation at lowest energy rate.

Large cooling coil heater,

saves energy with short defrost cycle.

Refrigeration sytem protected from corrosion

by urethane-treated evaporator coil.

Ventilated system (assisted with fan)

will ensure homogenous coolness in the storage space.

Magnetic and robust stainless steel door.

Offer a higher tensile strength, which means fewer dents and scratches.

Environmentally friendly refrigerant

(CFC and HCFC Free) R404a.

Effective counter - balanced weight system

closing door provides smooth, even, positive closure.

127 ~ 152mm adjustable stainless steel legs

or 100mm castor wheel.

2 tier removable and adjustable shelves.

Self contained system

no plumbing required.

Tested at ambient temperature of 38°C,

with no load.

TABLE INFO



MODEL	2 DOOR-4'		2 DOOR-5'		2 DOOR-6'		3 DOOR-7'		3 DOOR-8'	
	BS 2DCF4/Z		BS 2DCF5/Z		BS 2DCF6/Z		BS 3D2C1F7/Z		BS 3D2C1F8/Z	
Temperature°C (celsius)	- Chiller - Freezer	+1 to +6 -20 to -14	+1 to +6 -20 to -14	+1 to +6 -20 to -14	+1 to +6 -20 to -14	+1 to +6 -20 to -14	+1 to +6 -20 to -14	+1 to +6 -20 to -14	+1 to +6 -20 to -14	+1 to +6 -20 to -14
External Dimension (mm)	1200 x 760 x 840		1500 x 760 x 840		1800 x 760 x 840		2100 x 760 x 840		2400 x 760 x 840	
Gross Volume (Litres)	- (Left) Freezer - (Right) Chiller	120 120	156 156	156 156	213 213	213 213	215 368	215 368	251 441	251 441
Voltage/ Frequency (V/ Hz)		230V/1/50Hz 220V/1/60Hz	230V/1/50Hz 220V/1/60Hz	230V/1/50Hz 220V/1/60Hz	230V/1/50Hz 220V/1/60Hz	230V/1/50Hz 220V/1/60Hz	230V/1/50Hz 220V/1/60Hz	230V/1/50Hz 220V/1/60Hz	230V/1/50Hz 220V/1/60Hz	230V/1/50Hz 220V/1/60Hz
Cooling Capacity (W)		362	415	415	415	415	680	680	680	680
Wattage (W)		371 - 409	418 - 462	418 - 462	456 - 504	456 - 504	462 - 510	462 - 510	474 - 522	474 - 522
Ampere (A)		2.5 - 2.7	2.8 - 3.2	2.8 - 3.2	3.0 - 3.4	3.0 - 3.4	3.1 - 3.5	3.1 - 3.5	3.3 - 3.7	3.3 - 3.7
Refrigerant		R404a	R404a	R404a	R404a	R404a	R404a	R404a	R404a	R404a
Defrost System		Electric Heater	Electric Heater	Electric Heater	Electric Heater	Electric Heater	Electric Heater	Electric Heater	Electric Heater	Electric Heater
Weight (kg)		88	107	107	119	119	141	141	151	151
Unit For 20ft Container		22	20	20	14	14	14	14	8	8
Unit For 40ft Container		46	42	42	28	28	28	28	16	16

*Note:-
Option : CW - Castor Wheel / BF - Bullet Feet

As product improvement is an on going process, we reserve the right to change specifications or design without notice.